

# UNIT 1: Our Country Pakistan

## WORKSHEET 1

### Section A: True or False

1. India does not share a border with Pakistan. \_\_\_\_\_
2. Islamabad is the capital of Pakistan. \_\_\_\_\_
3. Lahore is the capital of Sindh. \_\_\_\_\_
4. There are three provinces in Pakistan. \_\_\_\_\_
5. Karachi is the largest city in Pakistan. \_\_\_\_\_

### Section B: Fill in the Blanks

1. Our country is called \_\_\_\_\_.
2. People who live in Pakistan are called \_\_\_\_\_.
3. Pakistan is the continent of \_\_\_\_\_.
4. A \_\_\_\_\_ is a drawing or plan of an area.
5. A \_\_\_\_\_ separates two countries.

### Section C: Match the Following

#### Match the following province with their capital

- |                    |          |
|--------------------|----------|
| Punjab             | Quetta   |
| Sindh              | Lahore   |
| Khyber Pakhtunkhwa | Karachi  |
| Balochistan        | Peshawar |

### Section D: Answer the Following Questions

- a. What are the people who live in Pakistan called?  
\_\_\_\_\_
- b. On which continent is Pakistan located?  
\_\_\_\_\_
- c. Name the countries that share a border with Pakistan.  
\_\_\_\_\_
- d. How many provinces does Pakistan have?  
\_\_\_\_\_
- e. What is the capital of Pakistan?  
\_\_\_\_\_

## UNIT 2: City Life

### WORKSHEET 2

#### Section A: True or False

1. A city is smaller than a village. \_\_\_\_\_
2. Raza's city has a seaport. \_\_\_\_\_
3. Ships bring machines to Raza's city. \_\_\_\_\_
4. People do not work in factories in Raza's city. \_\_\_\_\_

#### Section B: Fill in the Blanks

cars buildings parks railway


1. A city has many \_\_\_\_\_.
2. There are a lot of \_\_\_\_\_ on the roads.
3. Raza's city has a \_\_\_\_\_ station.
4. People go to \_\_\_\_\_ to enjoy themselves.

#### Section C: Circle the Correct Answer

1. Which is bigger?  
a. City    b. Village
2. What do cities have a lot of?  
a. Cars    b. Trees
3. Raza likes to see:  
a. Ships    b. Buses
4. Tankers carry:  
a. Cars    b. Oil

## Section D: Draw a Picture

Draw a picture of something you might see in a city.



## UNIT 3 : Villages and Towns

### WORKSHEET 3

#### Section A: Fill in the Blanks


1. Salma's family keeps \_\_\_\_\_
2. In villages people get their water from \_\_\_\_\_
3. Three professions people have in a village are: \_\_\_\_\_

#### Section B: Multiple Choice Questions (MCQS)

1. What is a town?
  - a. A place with more buildings and houses than a city
  - b. A place with fewer buildings and houses than a city
  - c. A place where many people live
  - d. A place with fewer hospitals and banks
2. How is a town different from a city?
  - a. A city has more houses than a town
  - b. A town has fewer hospitals and banks than a city
  - c. A city has a bigger population than a town
  - d. A town has more people than a city
3. What jobs do people do in villages?
  - a. Only farming
  - b. Only teaching
  - c. Many different jobs such as farming, teaching, cobbling, etc.
  - d. Only cobbling
4. What type of houses do people live in?
  - a. Only big houses with bricks and cement
  - b. Only small houses made of mud and straw
  - c. Both big and small houses made of different materials
  - d. No houses
5. What facilities does Salma's village have?
  - a. A hospital, schools, and banks
  - b. A well, tube wells, and a few shops
  - c. A library, park, and a stadium
  - d. A market, restaurant, and a hotel

## Section C: Activity

- Draw a picture of your village.
- Write about the houses, shops, and facilities in your village.
- Mention the jobs people have in your village.
- Write about the different types of houses people live in.



---

---

---

---

## UNIT 4: Religious Festivals

### WORKSHEET 4

#### Section A: True or False

1. Ramazan is the tenth month in the Islamic calendar. \_\_\_\_\_
2. People greet each other on Eid by saying 'Eid Mubarak!' \_\_\_\_\_
3. Eid ul-Azha is celebrated in the month of Zilhajj. \_\_\_\_\_
4. Christians celebrate Diwali. \_\_\_\_\_

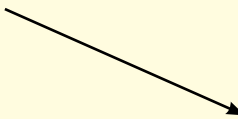
#### Section B: Fill in the Blanks

1. Hira and Zaid were happy because it was \_\_\_\_\_.
2. Eid ul-Fitr comes after the month of \_\_\_\_\_.
3. On Eid, Hira got \_\_\_\_\_ designs made on her palms.
4. Nana gave \_\_\_\_\_ to the children.
5. \_\_\_\_\_ is a sweet dish that Nani cooked.

#### Section C: Match the Following

##### Match the festival with the religion

Eid ul-Fitr	Sikhs
Christmas	Hindus
Diwali	Muslims
Vaisakhi	Christians




#### Section D: Answer the Following Questions

- a. What is a festival?  
\_\_\_\_\_
- b. What do Muslims do during the month of Ramazan?  
\_\_\_\_\_
- c. What do Sikhs do to celebrate Vaisakhi?  
\_\_\_\_\_

## Section E: Activity

Draw a picture of how Hira and Zaid celebrated Eid.



## UNIT 5 : Being Good Citizens

### WORKSHEET 5

#### Section A: True or False

1. It is not good to help one another. \_\_\_\_\_
2. We should shout at people who are younger than us. \_\_\_\_\_
3. We should listen carefully when older people talk to us. \_\_\_\_\_
4. It is good to say 'Sorry' if you hurt someone by mistake. \_\_\_\_\_
5. We should be rude to others. \_\_\_\_\_

#### Section B: Fill in the Blanks

1. Zoya helped Hira to pick up her \_\_\_\_\_
2. Zaid is helping Peter to \_\_\_\_\_ up.
3. We must speak \_\_\_\_\_ to everyone.
4. It is good to \_\_\_\_\_ your things with others.

#### Section C: Match the Following

##### Match the correct scenario with their activity

- |       |   |  |
|-------|---|--|
| Hira  | → | Fell down the steps                      |
| Zoya  |   | Gives half his orange to his sister      |
| Peter |   | Helped Hira pick up her pencils          |
| Ali   |   | Said 'As salam alaikum' to his neighbour |
| Zaki  |   | Pencils fell off the table.              |

#### Section D: Answer the Following Questions

- a. Why is it important to be polite to older people?  
\_\_\_\_\_
- b. What should you do if you accidentally push someone?  
\_\_\_\_\_
- c. What is a good thing to do with your things?  
\_\_\_\_\_

#### Section E: What Would You Do?

Imagine you are Habib. Shirin fell because you were running. What would you do?

\_\_\_\_\_

\_\_\_\_\_



## Section F: Activity

Think of 3 things you can do to be a good citizen this week. Write each act of kindness in the lines given below.


## UNIT 6: Working together

### WORKSHEET 6

#### Section A: True or False

1. A baker makes cars. \_\_\_\_\_
2. A potter makes pots from clay. \_\_\_\_\_
3. A fruit seller sells shoes. \_\_\_\_\_
4. A driver drives a bus. \_\_\_\_\_

#### Section B: Fill in the Blanks

1. People work in offices, \_\_\_\_\_, markets, and farms.
2. A \_\_\_\_\_ works in a hospital and takes care of people who are ill.
3. A \_\_\_\_\_ flies an airplane.
4. Sami is a \_\_\_\_\_. He makes things from wood.
5. Rafi is a \_\_\_\_\_. He makes clothes for people.

#### Section C: Match the Following

##### Match the following profession to its occupation

Teacher	Ship
Nurse	School
Sailor	Sells Books
Bookseller	Hospital

#### Section D: Answer the Following Questions

- a. Name three things a carpenter makes.  
\_\_\_\_\_
- b. What does a fruit seller sell?  
\_\_\_\_\_


#### Section E: Guess the Job?

Read the clues and write the job.

- a. I make bread, buns, and cakes. I am a \_\_\_\_\_.
- b. I work on a ship. I am a \_\_\_\_\_.

## Section F: Activity

What do you want to be when you grow up? Draw a picture of yourself doing that job. Write one or two sentences about why you chose that job.



---

---

## UNIT 7: Our World

### WORKSHEET 7

#### Section A: Fill in the Blanks

1. There are five \_\_\_\_\_ in the world.
2. The largest continent in the world is \_\_\_\_\_.
3. A country is an area that has its own \_\_\_\_\_ and government.
4. The biggest country in the world by area is \_\_\_\_\_.

#### Section B: Multiple Choice Questions (MCQS)

1. What is a globe?
  - a. A model of the Earth
  - b. A large area of land
  - c. A large area of water
  - d. A country with its own laws and government
2. How many continents are there in the world?
  - a. 5
  - b. 6
  - c. 7
  - d. 8
3. What is the biggest ocean in the world?
  - a. Pacific Ocean
  - b. Atlantic Ocean
  - c. Indian Ocean
  - d. Arctic Ocean
3. What is the smallest country in the world?
  - a. Russia
  - b. China
  - c. The Vatican City
  - d. Japan

#### Section C: Answer the Following Questions

- a. What is a continent?

---

- b. What is the difference between a continent and a country?

---


## Section D: Activity

Draw a picture of a globe and label the following:

3 continents (e.g. Asia, Africa, North America)

2 oceans (e.g. Pacific Ocean, Atlantic Ocean)

1 country (e.g. Japan, Brazil)



## UNIT 8: Natural Resources

### WORKSHEET 8

#### Section A: True or False

1. Plants need oxygen to breathe. \_\_\_\_\_
2. Wind is not powerful. \_\_\_\_\_
3. Breathing fumes can make people sick. \_\_\_\_\_

#### Section B: Fill in the Blanks


1. Things that occur naturally, like land, water, and air, are called \_\_\_\_\_.
2. We need \_\_\_\_\_ to breathe.
3. Plants give the air \_\_\_\_\_.
4. Moving air is called \_\_\_\_\_.

#### Section C: Answer the Following Questions

- a. Why is clean air important?  
\_\_\_\_\_
- b. What can make the air dirty?  
\_\_\_\_\_
- c. Name two ways we use air.  
\_\_\_\_\_

#### Section D: Activity

Draw a picture of yourself breathing clean air. Show what the clean air looks like and how it makes you feel. Use your crayons to make it colourful



## UNIT 9: Trees and Plants

### WORKSHEET 9

#### Section A: True or False

1. We eat all plants raw. \_\_\_\_\_
2. Animals eat only meat. \_\_\_\_\_
3. Trees are not useful. \_\_\_\_\_
4. Wood comes from trees. \_\_\_\_\_
5. Forests are getting bigger. \_\_\_\_\_

#### Section B: Fill in the Blanks


1. Rice and wheat are examples of \_\_\_\_\_ that grow on the land.
2. Bread and roti are made with \_\_\_\_\_.
3. Mangoes, apples, and bananas are different types of \_\_\_\_\_.
4. Carrots, potatoes, and onions are examples of \_\_\_\_\_.
5. Plants keep the air \_\_\_\_\_ and \_\_\_\_\_.
6. Farmers grow \_\_\_\_\_ on the land to make cloth.
7. \_\_\_\_\_ is used to build houses and make furniture.
8. \_\_\_\_\_ is made from wood too.
9. The shade of trees keeps people \_\_\_\_\_.
10. \_\_\_\_\_ and animals make their homes in trees.

#### Section C: Answer the Following Questions

1. List three things made from wood.  
\_\_\_\_\_
2. Why are plants important for animals?  
\_\_\_\_\_
3. What are two things' people use wood for?  
\_\_\_\_\_
4. What happens when many trees are cut down?  
\_\_\_\_\_

## Section D: Activity

1. **Draw a Picture:** Draw your favourite tree! It can be any kind of tree you like – a big oak, a colourful flowering tree, or even a tree from your imagination. Include details like leaves, branches, and maybe even some animals or things around the tree.
2. **Write About Your Tree:** Write a few sentences to describe your tree.
  - What kind of tree is it?
  - Where does it grow?
  - What do you like about this tree?
  - What do animals do around this tree?
  - If you could visit this tree, what would you do?



---

---

---

---

---



## UNIT 10: Water

### WORKSHEET 10

#### Section A: True or False

1. Clean water is good for us. \_\_\_\_\_
2. Unclean water can make us healthy. \_\_\_\_\_

#### Section B: Fill in the Blanks

1. Water is very important for \_\_\_\_\_.
2. People, animals, and birds need water to \_\_\_\_\_.
3. Water comes from seas, rivers, lakes, \_\_\_\_\_, and \_\_\_\_\_.

#### Section C: Circle The Things That Use Water

Drinking      Washing      Swimming      Cooking  
Playing ball      Bathing      Reading

#### Section D: Activity

1. Think about Water: Ask the student to close their eyes and think about all the ways they see and use water. Guide them with questions like:
  - 'Where do you see water in your daily life?'
  - 'How do you use water?'
  - 'Where does the water in your house come from?'

---

---

---

---

---

---

---

---

---

---

## UNIT 11: Land and Animals

### WORKSHEET 11

#### Section A: True or False

1. We do not get any food from animals. \_\_\_\_\_
2. Wool is used to make warm clothes. \_\_\_\_\_
3. Animals cannot carry things. \_\_\_\_\_
4. Stone comes from the land. \_\_\_\_\_

#### Section B: Fill in the Blanks

1. We live on the \_\_\_\_\_.
2. Plants, including \_\_\_\_\_, grow on the land.
3. We get minerals like \_\_\_\_\_, \_\_\_\_\_, \_\_\_\_\_, and \_\_\_\_\_ from the land.
4. This house has been built of \_\_\_\_\_.
5. \_\_\_\_\_ comes from the land and is also used for making roads.
6. \_\_\_\_\_ is used for making pots, cups, and plates.
7. \_\_\_\_\_ eat grass.
8. Cows, goats, camels, and sheep give us \_\_\_\_\_ and \_\_\_\_\_.
9. \_\_\_\_\_ comes from sheep and is used to make warm clothes.
10. The skin or \_\_\_\_\_ of some animals is used for making leather goods.
11. Hens and ducks give us \_\_\_\_\_ and \_\_\_\_\_.

#### Section C: Matching the Following

Match the following items with its correct use


Stone	Used for making pots and plates
Mud	Gives us milk and meat
Clay	Used for making roads
Cows	Used for making leather goods
Wool	Used for making warm clothes
Sheep	Used for making houses
Leather	Gives us wool
Hens and ducks	Give us meat and eggs

#### Section D: Answer the Following Questions

- a. Why is land an important natural resource?  
\_\_\_\_\_
- b. What are two ways animals help us?  
\_\_\_\_\_

## Section E: Activity

'What are some ways animals help us?' Guide the discussion to include examples from the text like: 'Animals give us food,' 'Animals provide wool for clothes,' and 'Animals help transport things.' Explain that they are going to imagine and draw their own 'Animal Helper.' Say: 'Think about an animal that helps people. It could be any animal. It could be one from the text, or it could be a different animal.'



## UNIT 12: Weather

### WORKSHEET 12

#### Section A: True or False


1. The weather can change during the day. \_\_\_\_\_
2. Boys and girls do not like to play in the rain. \_\_\_\_\_
3. When it is sunny, people like to drink cold drinks. \_\_\_\_\_
4. Snow can block roads and stop cars from moving. \_\_\_\_\_


#### Section B: Fill in the Blanks


1. Thick, dark clouds bring \_\_\_\_\_.
2. People wear \_\_\_\_\_ and caps when the weather is sunny.
3. Rain is good for \_\_\_\_\_.
4. When there is no rain, lakes and rivers become \_\_\_\_\_.


#### Section C: Match the Following

Match the following weather conditions to their corresponding weather icons

Sunny → 

Cloudy 

Snowy 

Rainy 

#### Section D: Activity

1. Draw a sunny sky with white, fluffy clouds. Add a short sentence or two to describe the picture, such as: 'It's a beautiful sunny day in the park, and my friends and I are having so much fun playing outside.'

## UNIT 13: Seasons

### WORKSHEET 13

#### Section A: True or False





1. There are four seasons in a year. \_\_\_\_\_
2. It snows in the summer season. \_\_\_\_\_
3. Leaves fall off trees in autumn. \_\_\_\_\_
4. People wear the same clothes in all seasons. \_\_\_\_\_

#### Section B: Fill in the Blanks

1. The weather is very \_\_\_\_\_ in December.
2. In March and April, the weather is usually \_\_\_\_\_.
3. The months of June and July are very \_\_\_\_\_.
4. In autumn, the weather is \_\_\_\_\_.
5. New flowers \_\_\_\_\_ in spring.

#### Section C: Match the Following

Match the following seasons with its corresponding icons


- Winter → 
- Autumn 
- Summer 
- Spring 

#### Section D: Multiple Choice Questions (MCQS)

1. Which season is the coldest in Pakistan?
  - a. Spring
  - b. Summer
  - c. Winter
  - d. Monsoon
2. When do new flowers bloom?
  - a. Winter
  - b. Spring
  - c. Autumn
  - d. Summer
3. Which months are the hottest in Pakistan?
  - a. May, June, July, August
  - b. September, October, November
  - c. December, January, February
  - d. March, April

## Section E: Activity

Take the students on a nature walk around the school or a nearby park. Ask them to observe and note down signs of the current season, such as blooming flowers in spring or falling leaves in autumn. They can draw what they see and share their observations with the class.



## UNIT 14: Different Views

### WORKSHEET 14

#### Section A: True or False

1. A map shows a view from the side. \_\_\_\_\_
2. Hira and Zaid are in the park. \_\_\_\_\_
3. A map is a view of an area as seen from above. \_\_\_\_\_
4. Things look the same from the side and above. \_\_\_\_\_

#### Section B: Fill in the Blanks

1. Things look different when you see them from the \_\_\_\_\_ or \_\_\_\_\_.
2. Hira and Zaid are in the \_\_\_\_\_.
3. A \_\_\_\_\_ is a view of an area as seen from above.
4. This is a map of Hira and Zaid's \_\_\_\_\_.

#### Section C: Match the Following

##### Match the following views with its correct description


- |                          |        |                                      |
|--------------------------|--------|--------------------------------------|
| Side view                | —————→ | Hira and Zaid's neighbourhood        |
| View from above          |        | What Hira and Zaid see in the park   |
| Map of the park          |        | A view of an area as seen from above |
| Map of the neighbourhood |        | What you see from a high place       |

#### Section D: Multiple Choice Questions (MCQS)

1. What do you call a view of an area as seen from above?
  - a. Side view
  - b. Top view
  - c. Front view
  - d. Bird's eye view
2. Where are Hira and Zaid?
  - a. At home
  - b. In the park
  - c. At school
  - d. At a friend's house

## Section E: Activity

Ask students to draw a map of their own neighbourhood or a favourite place, such as a park or playground. They should include important landmarks like their house, school, shops, and any other places they like to visit. Encourage them to use different colours and symbols to represent different things. Once they finish, have them share their maps with the class and explain what they drew.





## UNIT 15: Directions

### WORKSHEET 15

#### Section A: True or False

1. There are four main directions. \_\_\_\_\_
2. The Sun rises in the west. \_\_\_\_\_
3. A compass rose is found on every map. \_\_\_\_\_
4. North is the opposite of south. \_\_\_\_\_

#### Section B: Fill in the Blanks

1. If we face east, \_\_\_\_\_ will be behind us.
2. Our left arm will point to the \_\_\_\_\_ when we face east.
3. Our right arm will point to the \_\_\_\_\_ when we face east.
4. A \_\_\_\_\_ shows directions on a map.

#### Section C: Answer the Following Questions

Refer to the map of Hira and Zaid's neighbourhood park and answer the question below.

- a. In which direction is the flower bed?  
\_\_\_\_\_
- b. In which direction is tree 1?  
\_\_\_\_\_
- c. In which direction is bench 2?  
\_\_\_\_\_

#### Section D: Activity

Ask students to create their own compass rose. They can draw a large circle and divide it into four parts. Label each part with the cardinal directions (north, south, east, west).

