

UNIT 1: Our Country Pakistan

Worksheet 1

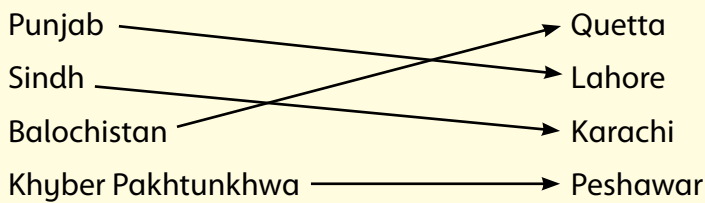
Section A: True or False

1. False
2. True
3. False
4. False
5. True

Section B: Fill in the Blanks

1. Pakistan
2. Pakistanis
3. Asia
4. A map
5. A border Section

Section C: Match the Following



Section D: Answer the Following Questions

- a. Pakistanis
- b. Asia
- c. Iran, Afghanistan, India, and China
- d. Four provinces
- e. Islamabad

UNIT 2: City Life

Worksheet 2

Section A: True or False

1. False
2. True
3. True
4. False

Section B: Fill in the Blanks

1. Buildings
2. Cars
3. Railway
4. Parks

Section C: Circle the Correct Answer

1. a. City
2. a. Cars
3. a. Ships
4. b. Oil

Section D: Draw a Picture

This section is open-ended. Students can draw anything they might see in a city, such as buildings, cars, parks, or ships.

UNIT 3 : Villages and Towns

Worksheet 3

Section A: Fill in the Blanks

1. A cow, four goats, and some hens
2. Wells and tube wells
3. Farmers, teachers, cobblers

Section B: Multiple Choice Questions (MCQS)

1. b. A place with fewer buildings and houses than a city
2. b. A town has fewer hospitals and banks than a city
3. c. Many different jobs such as farming, teaching, cobbling
4. c. Both big and small houses made of different materials
5. b. A well, tube wells, and a few shops

Section C: Activity

This section is open-ended. Students can draw a picture of their village and write about the houses, shops, and facilities in their village. They should also mention the jobs people have and describe the different types of houses people live in.

UNIT 4: Religious Festivals

Worksheet 4

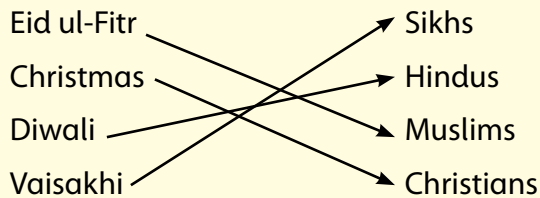
Section A: True or False

1. False
2. True
3. True
4. False

Section B: Fill in the Blanks

1. Eid ul-Fitr
2. Ramazan
3. Henna
4. Eidee (money)
5. Savaian

Section C: Match the Following



Section D: Answer the Following Questions

- a. A festival is a day of joy and happiness.
- b. Muslims fast (keep roza) during the month of Ramazan.
- c. Sikhs celebrate Vaisakhi by having big parades, visiting their temples (Gurdwaras) to pray, and giving thanks.

Section E: Activity

Explain to students that they will draw a picture showing how Hira and Zaid celebrated Eid. Suggest including specific details from the story, such as:

- Hira wearing new clothes and having henna designs on her palms.
- Zaid and Abbu going to the masjid for Eid prayers.
- The family visiting Nana and Nani.
- Receiving eidee from Nana.
- Eating savaian together.

UNIT 5 : Being Good Citizens

Worksheet 5

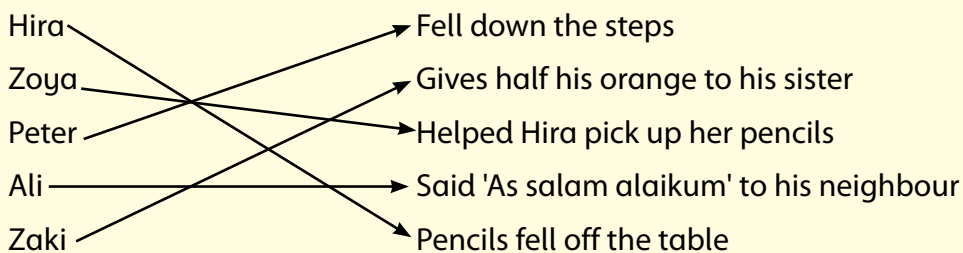
Section A: True or False

1. False
2. False
3. True
4. True
5. False

Section B: Fill in the Blanks

1. Pencils
2. Get
3. Politely
4. Share

Section C: Match the Following



Section D: Answer the Following Questions

- a. It is important to be polite to older people because they deserve respect and we should listen carefully to what they say.
- b. If you accidentally push someone, you should say 'Sorry.'
- c. It is good to share your things with others.

Section E: What Would You Do?

If I were Habib, I would help Shirin get up and say 'Sorry' for causing her to fall.

Section F: Activity

Think of 3 things you can do to be a good citizen this week. Write each act of kindness on a strip of paper. Help a friend with their homework. Share my snacks with a classmate. Say 'Thank you' to the bus driver.

UNIT 6: Working together

Worksheet 6

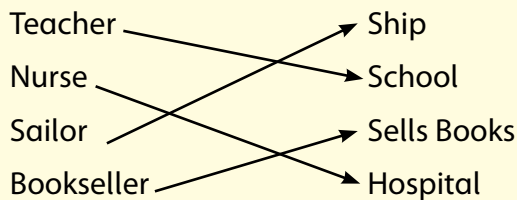
Section A: True or False

1. False
2. True
3. False
4. True

Section B: Fill in the Blanks

1. Mills
2. Nurse
3. Pilot
4. Carpenter
5. Tailor

Section C: Match the Following



Section D: Answer the Following Questions

- a. A carpenter makes tables, chairs, and desks.
- b. A fruit seller sells bananas, oranges, and other fruits.

Section E: Guess the Job?

- a. Baker
- b. Sailor

Section F: Activity

Draw a picture of yourself as a teacher. Example sentence 'I want to be a teacher because I love helping others learn new things. Teaching makes me happy.'

UNIT 7: Our World

Worksheet 7

Section A: Fill in the blanks

1. Oceans
2. Asia
3. Laws
4. Russia

Section B: Multiple Choice Questions (MCQS)

1. a. A model of the Earth
2. c. 7
3. a. Pacific Ocean
3. c. The Vatican City

Section C: Answer the Following Questions

- a. A continent is a large area of land. There are seven continents in the world: Asia, Africa, Europe, North America, South America, Oceania, and Antarctica.
- b. A continent is a large area of land that contains multiple countries. A country is a smaller area within a continent that has its own laws and government.

Section D: Activity

Divide the circle into sections to represent different continents and oceans.

Label three continents. You can choose any three from Asia, Africa, Europe, North America, South America, Oceania, and Antarctica. Label two oceans. You can choose any two from the Pacific Ocean, Atlantic Ocean, Indian Ocean, Arctic Ocean, and Antarctic Ocean. Label one country. You can choose any country you like, such as Japan or Brazil. Colour the continents, oceans, and the country you labelled to make your globe colourful and easy to understand.

UNIT 8: Natural Resources

Worksheet 8

Section A: True or False

1. False
2. False
3. True

Section B: Fill in the blank

1. Natural resources
2. Air
3. Oxygen
4. Wind

Section C: Answer the Following Questions

- a. Clean air is important because all living things need fresh air to breathe, and it must be clean to keep us healthy.
- b. Fumes from burning coal, oil, gas, and wood, as well as emissions from cars, motorcycles, trucks, buses, and factories, can make the air dirty.
- c. Two ways we use air are filling tyres and drying clothes.

Section D: Activity

This is a creative activity where you draw a picture of yourself breathing clean air. Make sure to show what the clean air looks like and how it makes you feel. Use your crayons to make it colourful!

UNIT 9: Trees and Plants

Worksheet 9

Section A: True or False

1. False
2. False
3. False
4. True
5. False

Section B: Fill in the Blanks

1. Plants
2. Wheat
3. Fruits
4. Vegetables
5. Fresh, clean
6. Cotton
7. Wood
8. Paper
9. Cool
10. Birds

Section C: Answer the Following Questions

1. Three things made from wood are houses, doors, and tables.
2. Plants are important for animals because many animals eat grass and the leaves of plants.
3. Two things people use wood for are cooking and keeping warm.
4. When many trees are cut down, forests grow smaller, which can lead to a loss of habitat for birds and animals, and it can also affect the air quality.

Section D: Activity

1. Draw a Picture: This is a creative activity where you draw your favourite tree. Include details like leaves, branches, and maybe some animals or things around.
 - What kind of tree is it? (e.g., oak, maple, cherry blossom)
 - Where does it grow? (e.g., in a park, forest, backyard)
 - What do you like about this tree? (e.g., its flowers, shade, the animals it attracts)
 - What do animals do around this tree? (e.g., birds build nests, squirrels climb it)
 - If you could visit this tree, what would you do? (e.g., have a picnic, read a book under its shade)

UNIT 10: Water

Worksheet 10

Section A: True or False

1. True
2. False

Section B: Fill in the blanks

1. Life
2. Live
3. Wells, ponds

Section C: Circle The Things That Use Water

Drinking Washing Swimming Cooking Bathing

Section D: Activity

1. Where do you see water in your daily life? (e.g., in the kitchen, bathroom, garden, school). How do you use water? (e.g., for drinking, washing, cooking, bathing). Where does the water in your house come from? (e.g., tap, well, bottled water). This activity encourages students to think about the importance of water in their daily lives and how they use it.

UNIT 11: Land and Animals

Worksheet 11

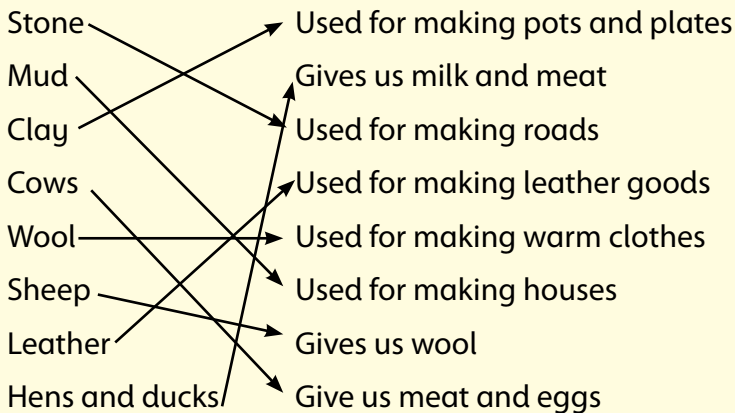
Section A: True or False

1. False
2. True
3. False
4. True

Section B: Fill in the blanks

1. Land
2. Trees
3. Gold, iron, coal, salt
4. Stone
5. Stone
6. Clay
7. Cow, meat
9. Wool
10. Hide
11. Meat, eggs

Section C: Matching the Following



Section D: Answer the Following Questions

- a. Land is an important natural resource because we live on it, build our houses on it, and it provides us with plants, minerals, and materials like wood and stone
- b. Two ways animals help us are:
 - Animals like cows, goats, camels, and sheep give us milk and meat.
 - Animals like mules and horses can carry things and take us from one place to another.

Section E: Activity

Guide the discussion to include examples from the text like:

- 'Animals give us food.'
- 'Animals provide wool for clothes.'
- 'Animals help transport things.'

Explain that they are going to imagine and draw their own 'Animal Helper.' Say: 'Think about an animal that helps people. It could be any animal. It could be one from the text, or it could be a different animal.'

UNIT 12: Weather

Worksheet 12

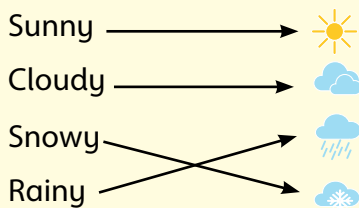
Section A: True or False

1. True
2. False
3. True
4. True

Section B: Fill in the Blanks

1. Rain
2. Sunglasses
3. Plants
4. Dry

Section C: Match the Following



Section D: Activity

1. Draw a sunny sky with white, fluffy clouds. Add a short sentence or two to describe the picture, such as: 'It's a beautiful sunny day in the park, and my friends and I are having so much fun playing outside.'

UNIT 13: Seasons

Worksheet 13

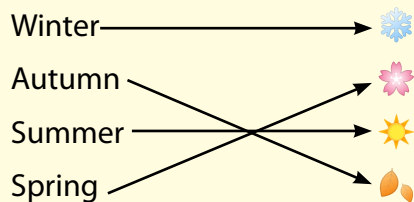
Section A: True or False

1. True
2. False
3. True
4. False

Section B: Fill in the Blanks

1. Cold
2. Pleasant
3. Hot
4. Cooler
5. Bloom

Section C: Match the Following



Section D: Multiple Choice Questions (MCQS)

1. c. Winter
2. b. Spring
3. a. May, June, July, August

Section E: Activity

Take the students on a nature walk around the school or a nearby park. Ask them to observe and note down signs of the current season, such as blooming flowers in spring or falling leaves in autumn. They can draw what they see and share their observations with the class.

UNIT 14: Different Views

Worksheet 14

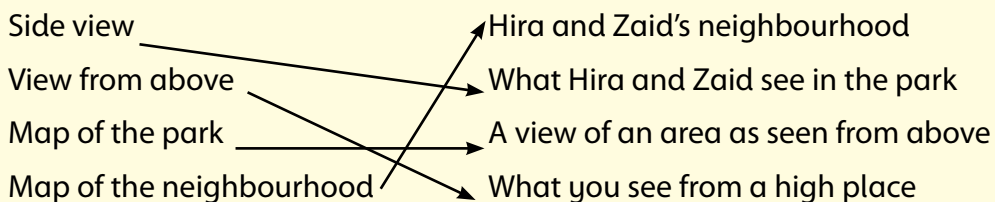
Section A: True or False

1. False
2. True
3. True
4. False

Section B: Fill in the Blanks

1. Side, above
2. Park
3. Map
4. Neighbourhood

Section C: Match the Following



Section D: Multiple Choice Questions (MCQS)

1. d. Bird's eye view
2. b. In the park

Section E: Activity

Draw a Map:

Ask students to draw a map of their own neighbourhood or a favourite place, such as a park or playground. They should include important landmarks like their house, school, shops, and any other places they like to visit. Encourage them to use different colours and symbols to represent different things. Once they finish, have them share their maps with the class and explain what they drew.

UNIT 15: Directions

Worksheet 15

Section A: True or False

1. True
2. False
3. True
4. True

Section B: Fill in the Blanks

1. West
2. North
3. South
4. Compass

Section C: Answer the Following Questions

- a. The flower bed is in the north.
- b. Tree 1 is in the east.
- c. Bench 2 is in the south.

Section D: Activity

Ask students to draw a large circle and divide it into four parts. Label each part with the cardinal directions (north, south, east, west).