


OXFORD

FOURTH EDITION

KEYBOARD 2



Unit 2 , Chapter 2


Navigating Touchscreen Devices

**Reference pages:
12-17**





What is a Touchscreen Device?

- A mobile phone is a small computer you can carry.
- It helps us talk to friends and family and do many tasks.
- Modern phones with touchscreens are called smartphones.



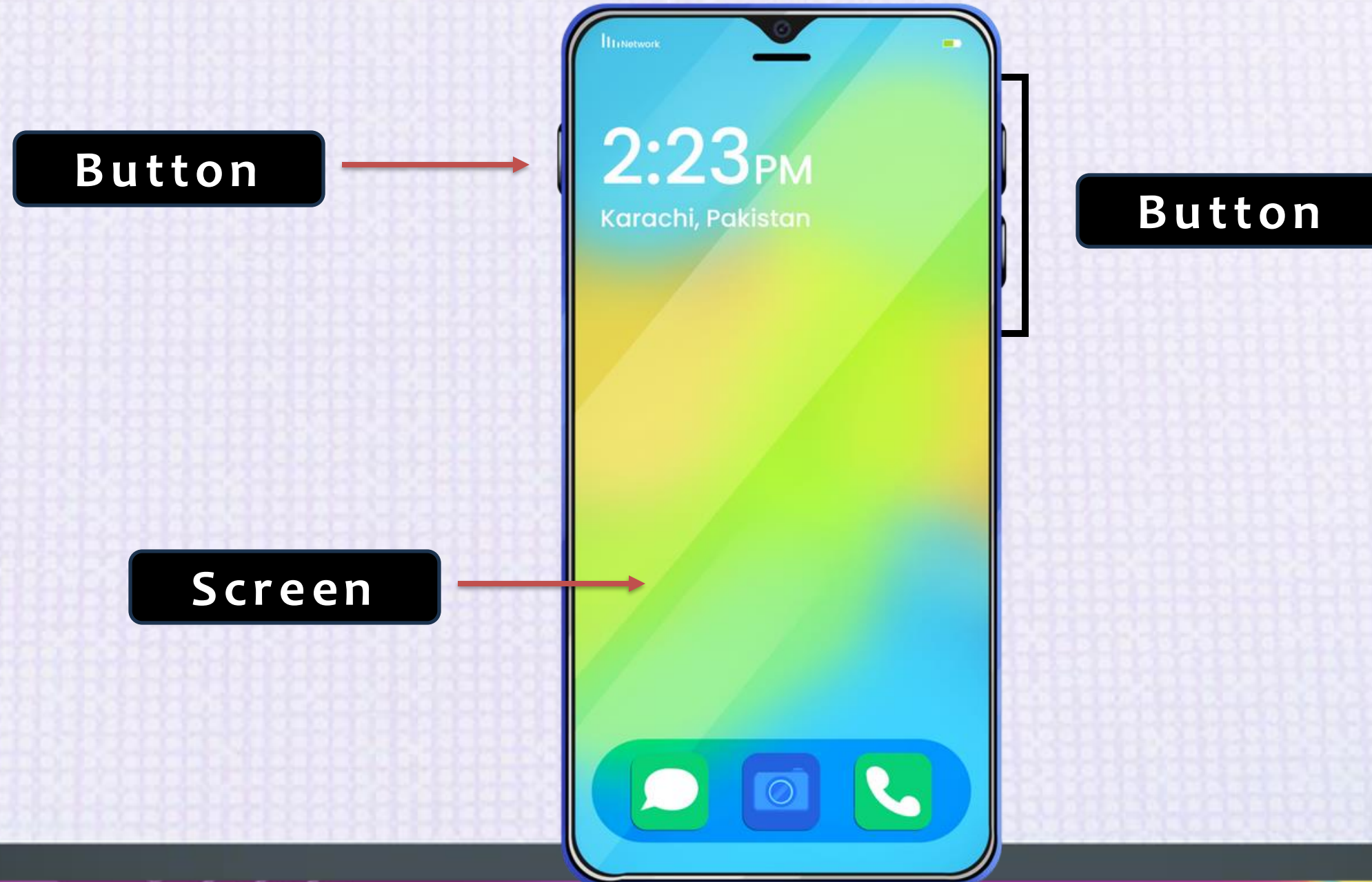
How Do Touchscreens Work?

- Touchscreens have sensors that feel your touch.
- Tapping, swiping, or pinching sends commands to the phone



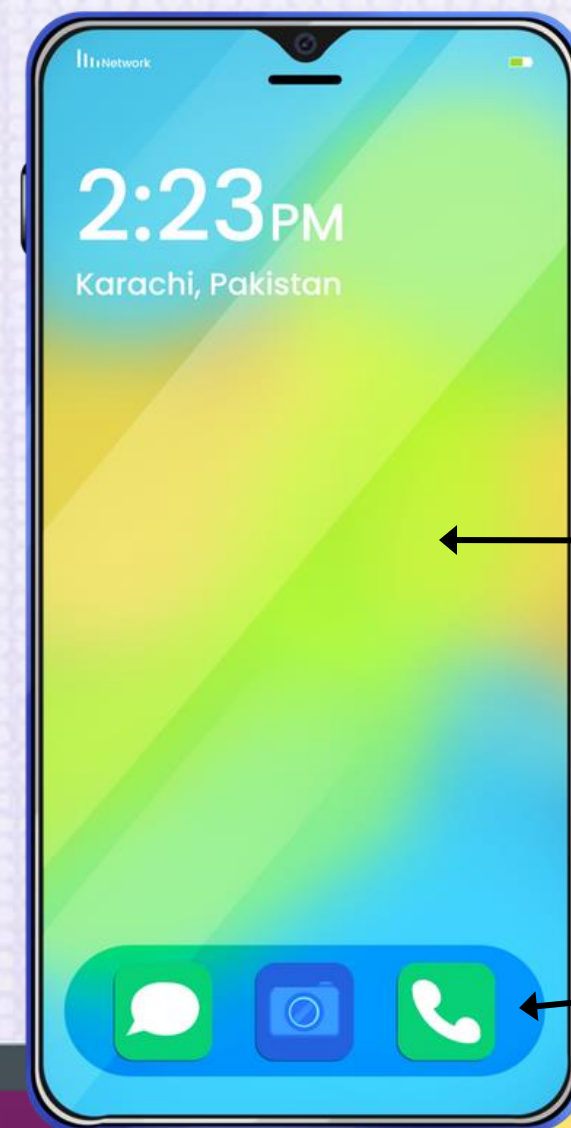

Buttons and Touchscreen

- Smartphones have buttons for power and volume
- The big screen is a touchscreen that lets you give commands



Home Screen and Icons

- When you turn on your phone, you see the home screen
- Icons are small pictures that open apps or files



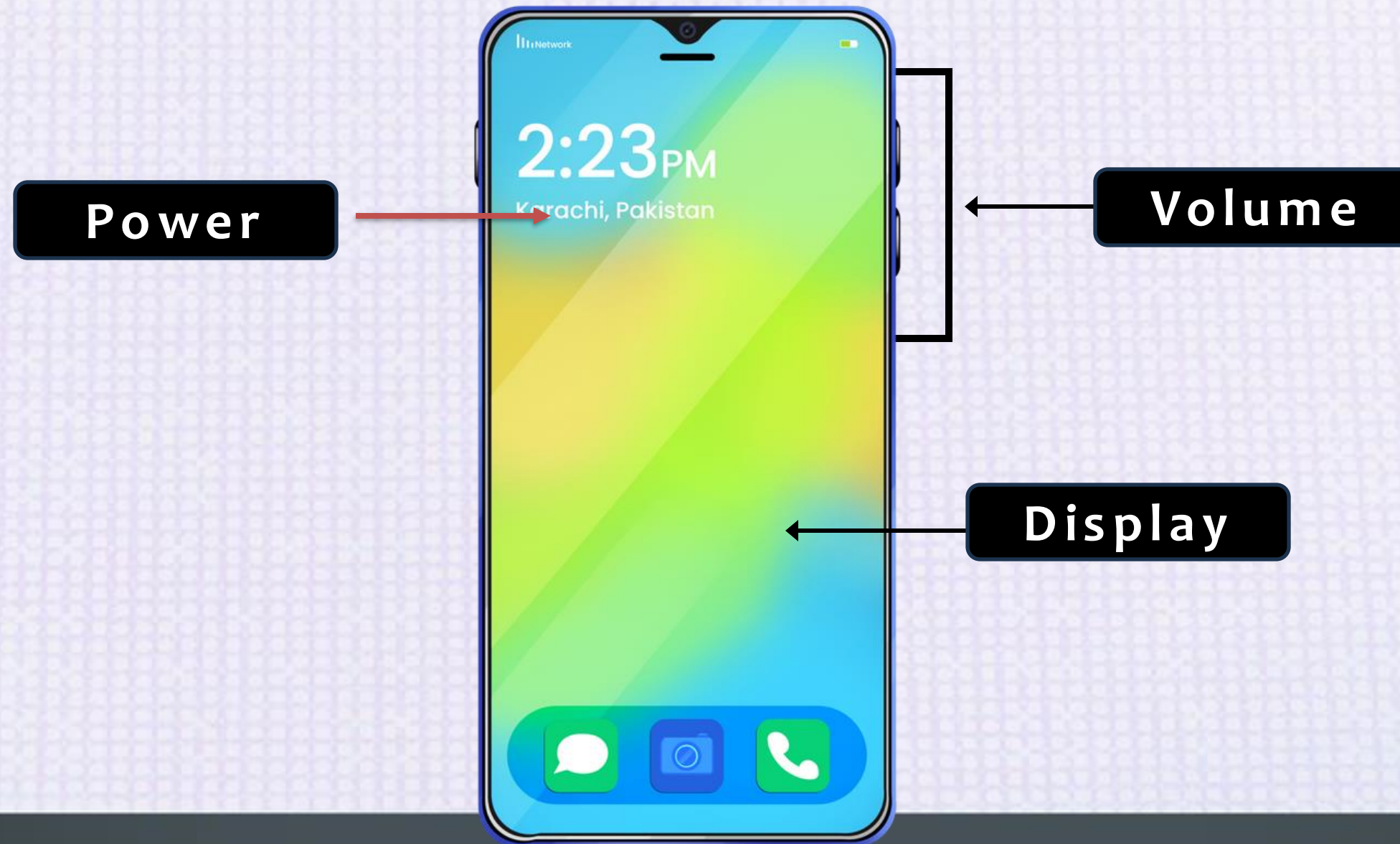
Home screen

Icons



Parts of an Android Phone

- **Power Button:** Turns phone on/off
- **Volume Buttons:** Change sound level
- **Touchscreen:** Lets you use the phone with your fingers





Opening and Closing an App

To close, press the back button
or swipe it away

Close unused apps
to save battery

Tap an app icon
to open it





Screen Time on Phone

- Tap the phone icon to open it
- You can see Contacts, Recent calls, and Keypad
- Always ask an adult before making a call
- Screen time is time spent looking at screens
- Too much screen time is not healthy
- Take breaks and do other fun activities!



The background is a vibrant, futuristic digital landscape. It features a complex network of glowing circuit lines in shades of blue, purple, and orange. Binary code (0s and 1s) is scattered throughout, some appearing as floating numbers and others as part of larger data structures. On the right side, a small, friendly-looking robot with a blue body, large circular eyes, and a single antenna stands on a platform. The robot has its arms slightly outstretched. In the upper left, there's a blue rectangular box with a yellow border containing the text 'Over to you'. A red pushpin is pinned to the top edge of the yellow box.

Over to you

Activity

Find 3 things around you that use a touchscreen and 1 thing that looks like a screen but doesn't respond to touch.