

**Extended  
Reading  
Worksheets  
Grade 6**



## WORD FAMILIES (pg. 30)

---

1. Cross out the word that does not belong in each group. Can you name the groups?

*Example:* rose, daisy = flowers

a. French Spanish German Arabic Holland English

---

b. silver gold lead bronze teak copper

---

c. box purse trunk pencil briefcase carton

---

d. road river highway street lane avenue

---

e. aunt friend uncle sister-in-law grandfather cousin

---

f. pigeon bat kangaroo emu ostrich parrot

---

g. house hut cinema palace hostel barracks

---

h. hammer spanner plain screwdriver chisel file

---

# WORKING WITH WORDS (pg. 46)

## 1. Put the following words into alphabetical order.

fisheries      fishing      fishy      fishery      fished  
fishable      fisher      fisherman


---

---

## 2. Unscramble these words which are all nouns.

- a. eepsntr \_\_\_\_\_      b. ooiettsr \_\_\_\_\_  
c. igft \_\_\_\_\_      d. eeiossxprn \_\_\_\_\_  
e. iesfgnr \_\_\_\_\_      f. insgrt \_\_\_\_\_  
g. oeymn \_\_\_\_\_      h. oocrvate \_\_\_\_\_

If you have difficulty in finding the words, use these picture clues.




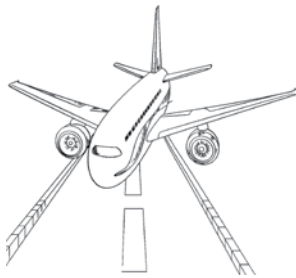


# DICTIONARY WORK: MOVEMENT WORDS (pg. 62)

1. Look up these words in your dictionary if you don't know exactly what they mean. Then use them in sentences of your own. The pictures will help.

emerge	descend	subside	clamber	hurry
scurry	scramble	slither	swoop	accelerate

- a. \_\_\_\_\_
- b. \_\_\_\_\_
- c. \_\_\_\_\_
- d. \_\_\_\_\_
- e. \_\_\_\_\_
- f. \_\_\_\_\_
- g. \_\_\_\_\_
- h. \_\_\_\_\_
- i. \_\_\_\_\_
- j. \_\_\_\_\_





**In his story, Roald Dahl writes:**

Rooms were booked for us in a place called the Hotel Magnificent in the famous seaside town of Bournemouth. Bournemouth, my grandmother told me, was full of old people like herself. They retired there by the thousand because the air was so bracing and healthy, it kept them, so they believed, alive for a few extra years.

Does it?' I asked.

'Of course not,' she said. 'It's tommyrot. But just for once I think we've got to obey the doctor.'

**1. Write two letters; one from the grandmother (give her a name) to the Manager, and the other from the Manager to the grandmother.**

Before you write the letters, think about the following:

a. What does the grandmother call the Manager?

Does she write *Dear Sir*, *Dear Mr.* \_\_\_\_\_ (Surname), or *Dear* \_\_\_\_\_ (first name)?

b. What are the kinds of things the grandmother will say in her letter? Why Bournemouth? Why this particular hotel?

Who will stay there? For how long? What kinds of rooms will be needed? The cost? The services? Other information?

(In what order will you put your points?)

c. Does the grandmother expect a reply? If so, what does she say in the last paragraph of her letter?

d. How does she end the letter? Does she write *Yours sincerely*, *Yours faithfully*, *Yours affectionately*, or *Love from*?

In formal letters remember that the address of the person who is writing should come at the top of the paper. The address of the person to whom the letter is addressed should be put at the head of the letter.

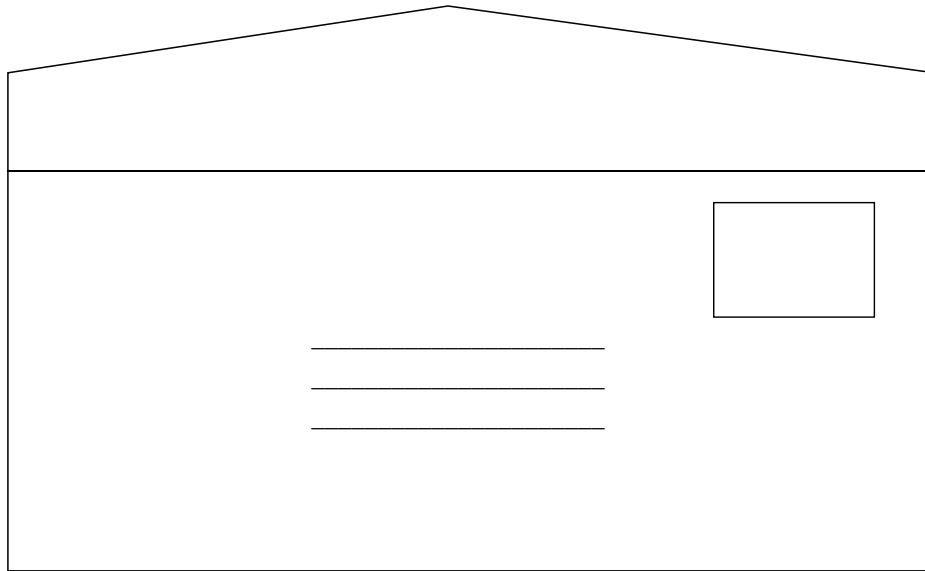
- Address of person who is writing.
- Address of person being written to.

- Salutation or greeting: Dear \_\_\_\_\_ etc.
- Body of letter.
- Closing: Yours \_\_\_\_\_
- Signature of the sender followed by the name in print.

**Write the letters here.**

**First decide on the possible address of the Manager and the grandmother. Write the name and address on the envelopes.**

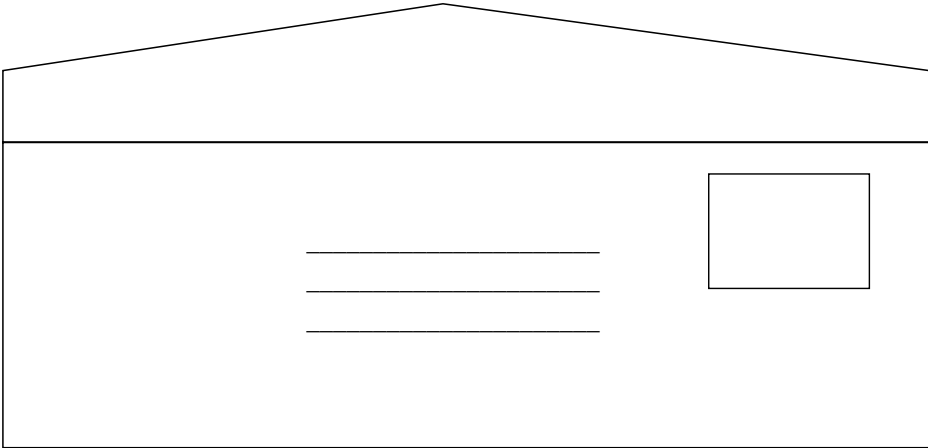
Addressed to the Manager of the hotel.



The letter written by the grandmother to the Manager.



Addressed to the grandmother:



The letter written by the Manager to the grandmother.

\_\_\_\_\_

\_\_\_\_\_

\_\_\_\_\_

\_\_\_\_\_

\_\_\_\_\_

\_\_\_\_\_

\_\_\_\_\_

\_\_\_\_\_

\_\_\_\_\_

\_\_\_\_\_

\_\_\_\_\_

\_\_\_\_\_

\_\_\_\_\_

\_\_\_\_\_

\_\_\_\_\_

\_\_\_\_\_

\_\_\_\_\_

\_\_\_\_\_

\_\_\_\_\_

\_\_\_\_\_

\_\_\_\_\_

\_\_\_\_\_

\_\_\_\_\_

\_\_\_\_\_

\_\_\_\_\_

\_\_\_\_\_

\_\_\_\_\_

\_\_\_\_\_

\_\_\_\_\_

\_\_\_\_\_

\_\_\_\_\_

\_\_\_\_\_



# WARNINGS AND SIGNS (pg. 122)

Here are some precautions you must take to avoid being bitten by a snake.

- Wear shoes and long trousers when you walk through high grass.
- Step on and not over rocks and logs.
- Carry a lantern or a torch if it is dark.
- If you follow the suggestions above, it is less likely that you will be bitten by a snake.

1. Below are some signs. They tell you what you must or mustn't do. Write one sentence about each. Use must or mustn't.

- \_\_\_\_\_
- \_\_\_\_\_
- \_\_\_\_\_
- \_\_\_\_\_
- \_\_\_\_\_
- \_\_\_\_\_
- \_\_\_\_\_

