

New Syllabus

PRIMARY MATHEMATICS

Activity
Handbook



2

OXFORD
UNIVERSITY PRESS

Numerals Cards (100 to 400)

200

400

100

300

Numeral Cards (500 to 800)

600

800

500


700

Numeral Cards (900 to 1000)

1000



900



one hundred

two hundred

three hundred

four hundred

five hundred

six hundred

seven hundred

eight hundred

nine hundred

one thousand

Hundred Chart

1	2	3	4	5	6	7	8	9	10
11	12	13	14	15	16	17	18	19	20
21	22	23	24	25	26	27	28	29	30
31	32	33	34	35	36	37	38	39	40
41	42	43	44	45	46	47	48	49	50
51	52	53	54	55	56	57	58	59	60
61	62	63	64	65	66	67	68	69	70
71	72	73	74	75	76	77	78	79	80
81	82	83	84	85	86	87	88	89	90
91	92	93	94	95	96	97	98	99	100

Place-Value Charts

Tens	Ones

Tens	Ones

Hundreds	Tens	Ones

Hundreds	Tens	Ones

Numeral Cards (0 to 9)

0

1

2

3

4

5

6

7

8

9

Row of Ten Numbers (21 to 30)

21	22	23	24	25	26	27	28	29	30
----	----	----	----	----	----	----	----	----	----

31	32	33	34	35	36	37	38	39	40
----	----	----	----	----	----	----	----	----	----

41	42	43	44	45	46	47	48	39	50
----	----	----	----	----	----	----	----	----	----

odd

even

Numeral Cards (1 to 9)

1

2

3

4

5

6

7

8

9



Addition and Subtraction Fact Cards

$$14 + 3 = 17$$

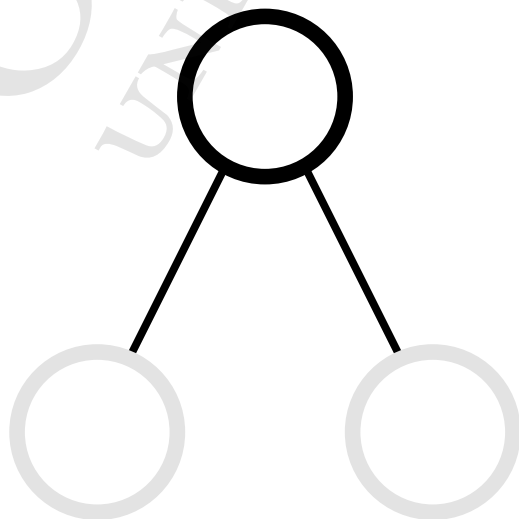

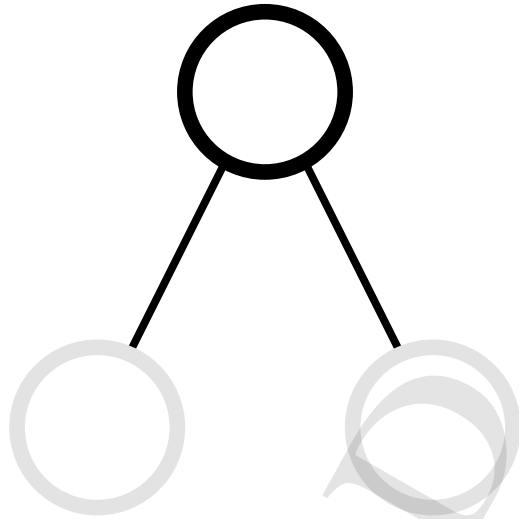
$$17 - 3 = 14$$

$$17 - 14 = 3$$

Base-Ten Blocks



Number Bonds



Addition Equation Cards

$$96 + 46 = \boxed{}$$

$$248 + 329 = \boxed{}$$

$$558 + 42 = \boxed{}$$

$$147 + 605 = \boxed{}$$

Addition Equation Cards

$$369 + 25 = \boxed{}$$

$$614 + 88 = \boxed{}$$

$$137 + 24 = \boxed{}$$

$$519 + 91 = \boxed{}$$

Subtraction Equation Cards

$$413 - 4 = \square$$

$$413 - 40 = \square$$

$$722 - 3 = \square$$

$$722 - 30 = \square$$

Subtraction Equation Cards

$$500 - 328 = \boxed{}$$

$$456 - 368 = \boxed{}$$

$$800 - 553 = \boxed{}$$

$$302 - 237 = \boxed{}$$

Mathematical Story Card

Write the story.

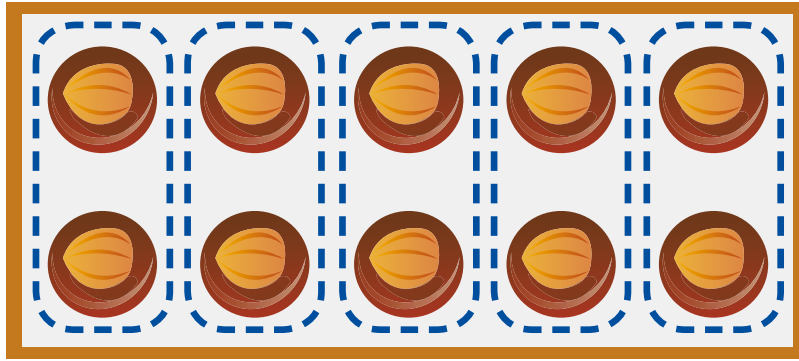
Draw the story.

OXFORD
UNIVERSITY PRESS


Bar Models



Array Cards




$$5 \times 2 = 10$$




$$2 \times 5 = 10$$

Array Cards



$$3 \times 5 = 5 \times 3$$





$$4 \times 5 = 5 \times 4$$

* Note to teacher:

- Hold the card vertically and horizontally to show the two different ways of multiplying.

Dot Cards



OXFORD
UNIVERSITY PRESS

Multiplication Cards (Multiplication Table of 2)

1×2

2×2

3×2

4×2

5×2

6×2

7×2

8×2

9×2

10×2

Multiplication Cards (Multiplication Table of 5)

1×5

2×5

3×5

4×5

5×5

6×5

7×5

8×5

9×5

10×5

Multiplication Cards (Multiplication Table of 10)

$$1 \times 10$$

$$2 \times 10$$

$$3 \times 10$$

$$4 \times 10$$

$$5 \times 10$$

$$6 \times 10$$

$$7 \times 10$$

$$8 \times 10$$

$$9 \times 10$$

$$10 \times 10$$

Division Equation Cards

$2 \div 2 = \square$

$5 \div 5 = \square$

$10 \div 2 = \square$

$20 \div 10 = \square$

$60 \div 10 = \square$

$8 \div 2 = \square$

$10 \div 5 = \square$

$30 \div 5 = \square$

$18 \div 2 = \square$

$45 \div 5 = \square$

$80 \div 10 = \square$

$100 \div 10 = \square$

Division Cards (Multiplication Table of 2)

$$2 \div 2$$

$$4 \div 2$$

$$6 \div 2$$

$$8 \div 2$$

$$10 \div 2$$

$$12 \div 2$$

$$14 \div 2$$

$$16 \div 2$$

$$18 \div 2$$

$$20 \div 2$$

* Note to teacher:

- Write the answer on the back of each card (refer to 'Activity Time' in Textbook 2 P84).

Division Cards (Multiplication Table of 5)

$$5 \div 5$$

$$10 \div 5$$

$$15 \div 5$$

$$20 \div 5$$

$$25 \div 5$$

$$30 \div 5$$

$$35 \div 5$$

$$40 \div 5$$

$$45 \div 5$$

$$50 \div 5$$

* Note to teacher:

- Write the answer on the back of each card (refer to 'Activity Time' in Textbook 2 P84).

Division Cards (Multiplication Table of 10)

$$10 \div 10$$

$$20 \div 10$$

$$30 \div 10$$

$$40 \div 10$$

$$50 \div 10$$

$$60 \div 10$$

$$70 \div 10$$

$$80 \div 10$$

$$90 \div 10$$

$$100 \div 10$$

* Note to teacher:

- Write the answer on the back of each card (refer to 'Activity Time' in Textbook 2 P84).


$$5 \times 2 = 10$$

$$10 \div 2 = 5$$

$$2 \times 5 = 10$$

$$10 \div 5 = 2$$

Strips of Smiley Faces



Blank Cards



OXFORD
UNIVERSITY PRESS

4-Step Approach to Problem Solving Template

Step 1: Understanding the problem

Step 2: Translate key elements into a diagram (model)

Step 3: Examine the model and write the number equation

Step 4: Check the answer

Multiplication Cards (Multiplication Table of 3)

$$3 \times 3$$

$$3 \times 4$$

$$3 \times 5$$

$$3 \times 6$$

$$3 \times 7$$

$$3 \times 8$$

$$3 \times 9$$

$$3 \times 10$$

Multiplication Cards (Multiplication Table of 4)

$$4 \times 3$$

$$4 \times 4$$

$$4 \times 5$$

$$4 \times 6$$





$$4 \times 7$$

$$4 \times 8$$

$$4 \times 9$$

$$4 \times 10$$

Dot Cards



Division Cards (Multiplication Table of 3)

$$3 \div 3$$

$$6 \div 3$$

$$9 \div 3$$

$$12 \div 3$$

$$15 \div 3$$

$$18 \div 3$$

$$21 \div 3$$

$$24 \div 3$$

$$27 \div 3$$

$$30 \div 3$$

Division Cards (Multiplication Table of 4)

$$4 \div 4$$

$$8 \div 4$$

$$12 \div 4$$

$$16 \div 4$$

$$20 \div 4$$

$$24 \div 4$$

$$28 \div 4$$

$$32 \div 4$$

$$36 \div 4$$

$$40 \div 4$$

Multiplication and Division Fact Cards

$$3 \times 5 = 15$$

$$15 \div 5 = 3$$

$$5 \times 3 = 15$$

$$15 \div 3 = 5$$

$$4 \times 8 = 32$$

$$32 \div 8 = 4$$

$$8 \times 4 = 32$$

$$32 \div 4 = 8$$

Multiplication and Division Fact Cards

$$3 \times 6 = 18$$

$$18 \div 6 = 3$$

$$6 \times 3 = 18$$

$$18 \div 3 = 6$$

Blank rounded rectangular box for a multiplication fact card.

Blank rounded rectangular box for a division fact card.

Blank rounded rectangular box for a multiplication fact card.

Blank rounded rectangular box for a division fact card.

Blank rounded rectangular box for a multiplication fact card.

Blank rounded rectangular box for a division fact card.

Blank rounded rectangular box for a multiplication fact card.

Blank rounded rectangular box for a division fact card.

4-Step Approach to Problem Solving Template

Step 1: Understanding the problem

Step 2: Translate key elements into a diagram (model)




Step 3: Examine the model and write the number equation

Step 4: Check the answer

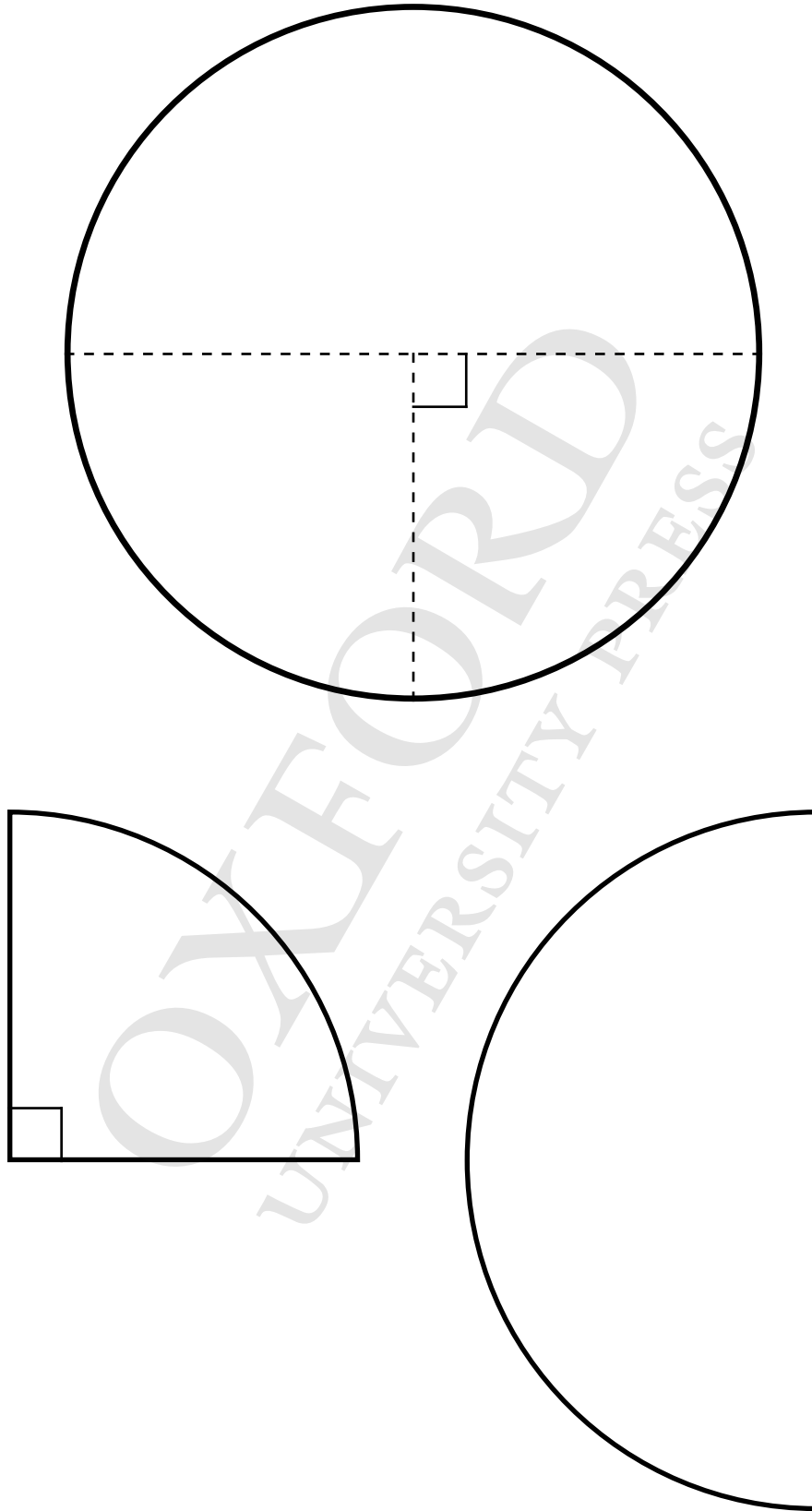
Play Money








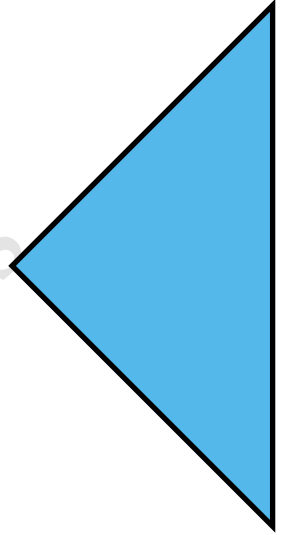





2D Shape Cut-Outs



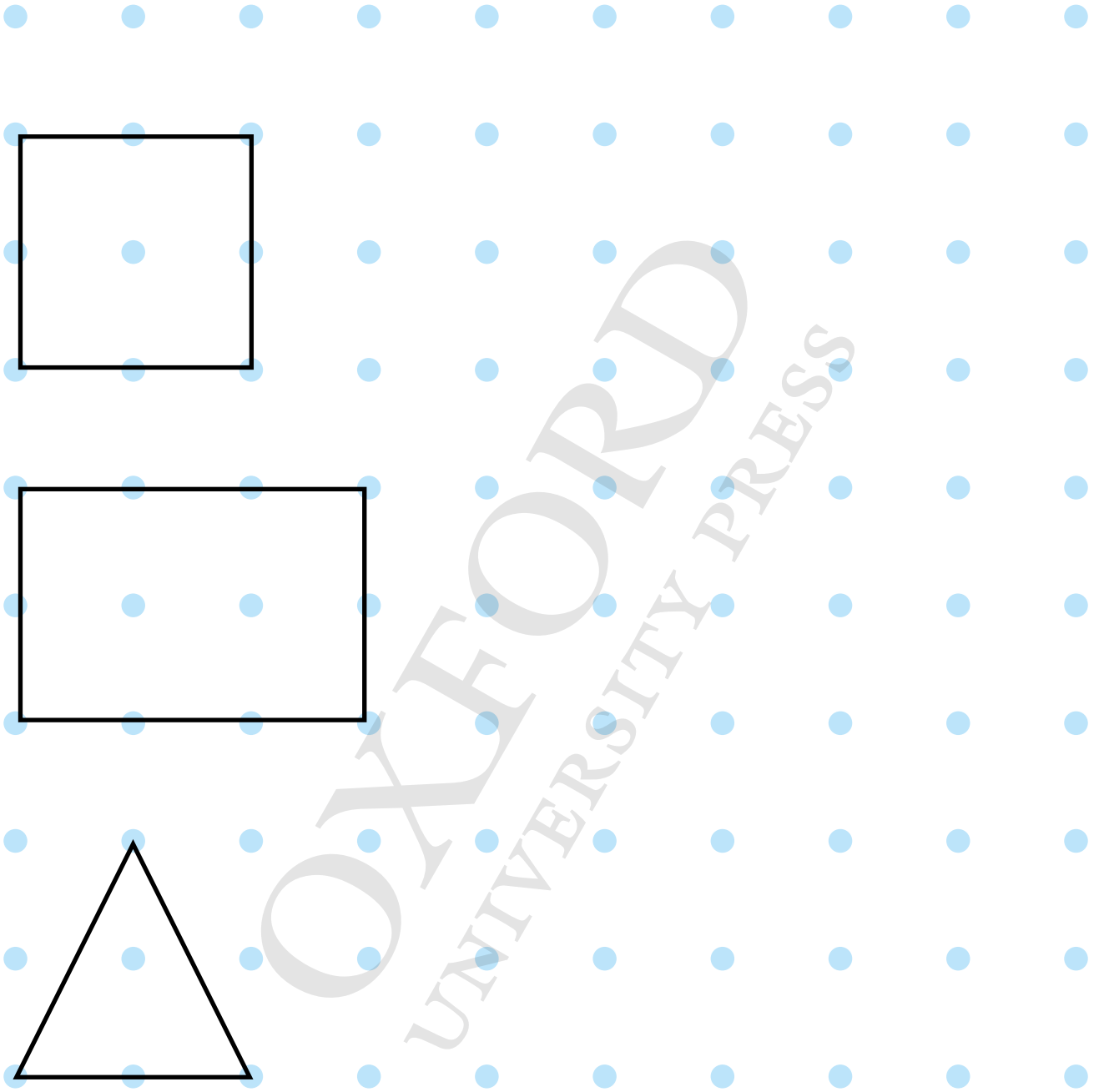
Circle, Semicircle and Quarter Circle Cut-Outs



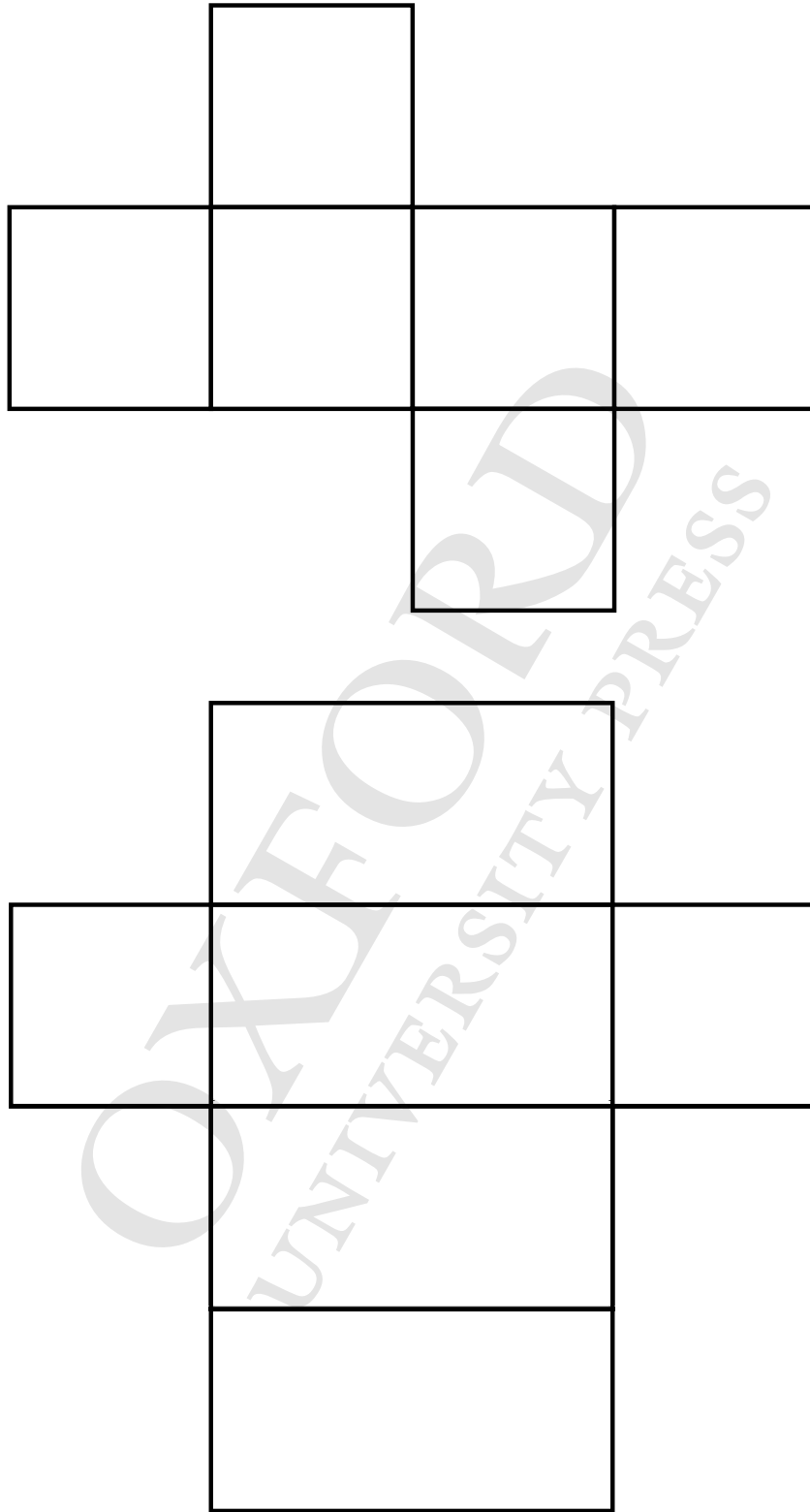
2D Shape Cut-Outs



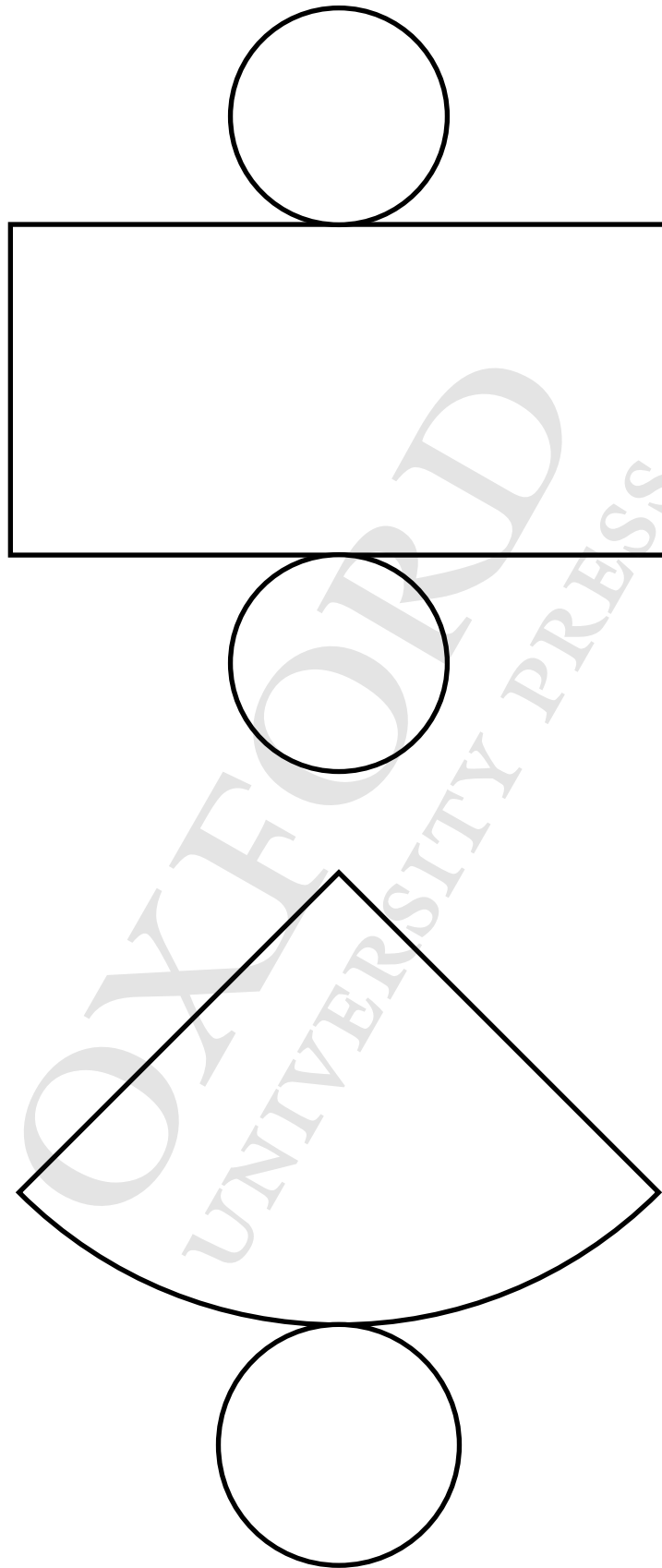
Figures on Dot Grid



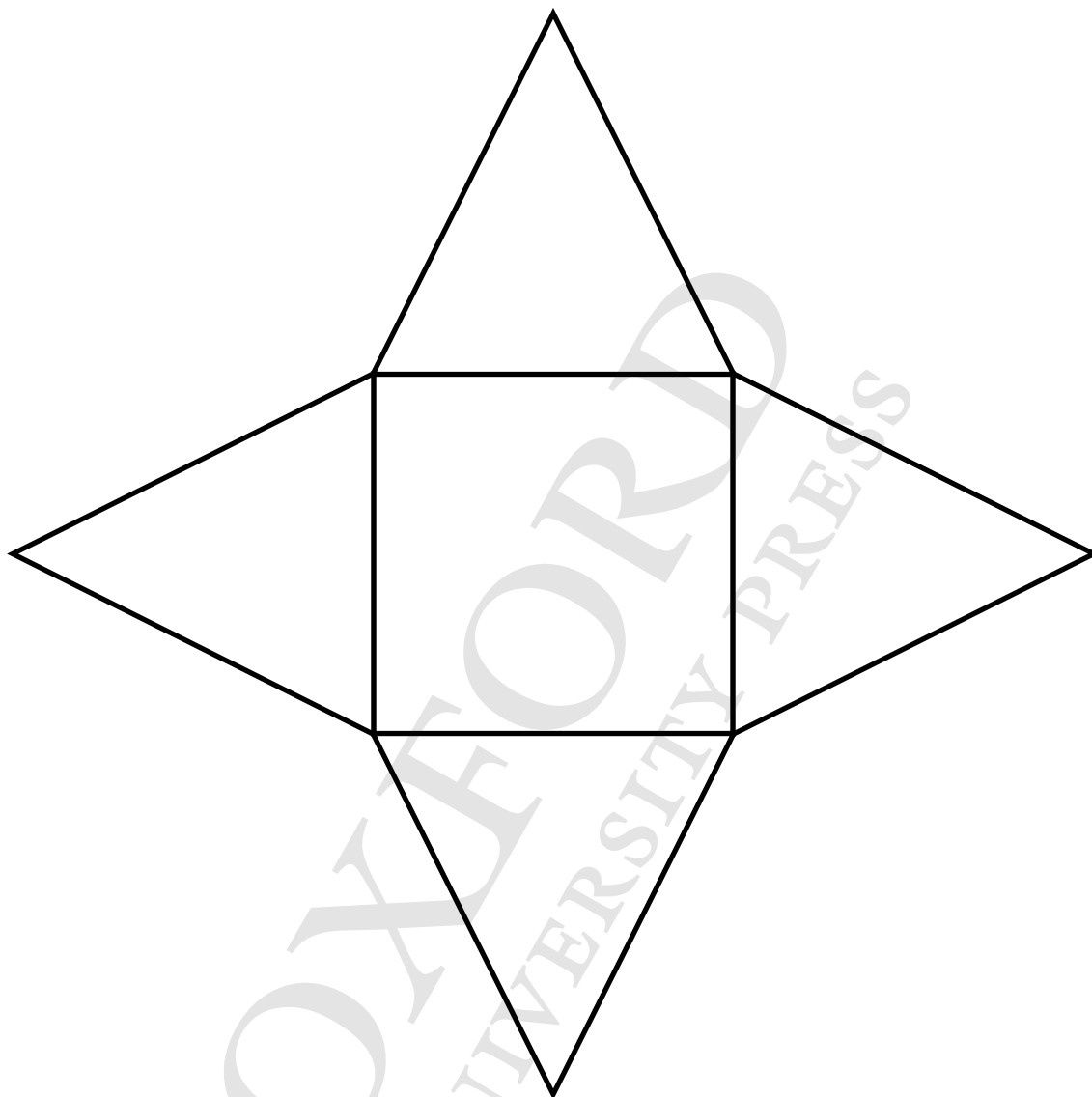
Nets of 3D Shapes (Cube and Cuboid)



Nets of 3D Shapes (Cylinder, Cone)



Net of 3D Shapes (Pyramid)



3D Shape Word Cards

cube

cone

sphere

cylinder

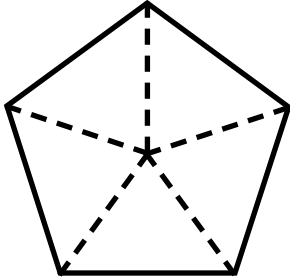
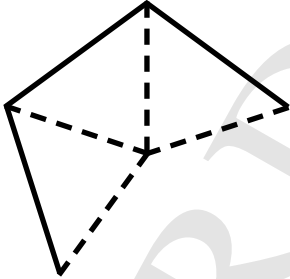
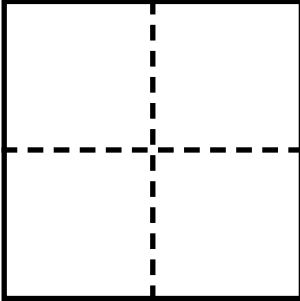
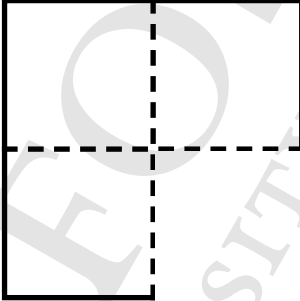


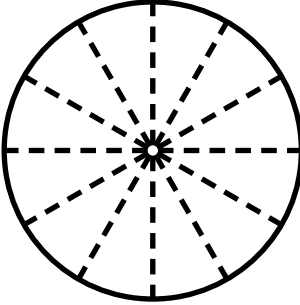
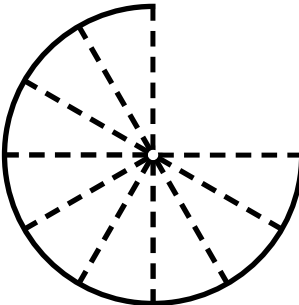
cuboid

pyramid

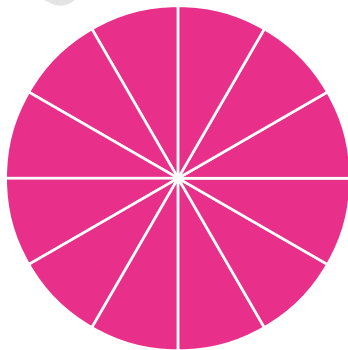

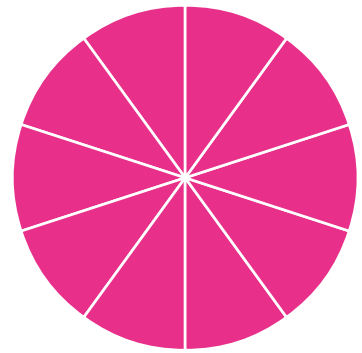


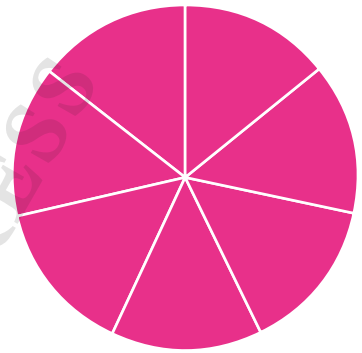

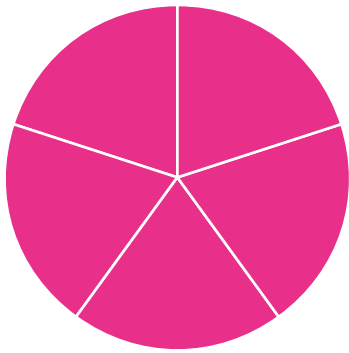
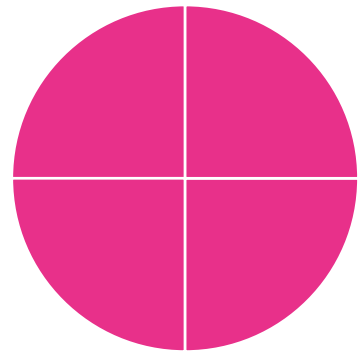
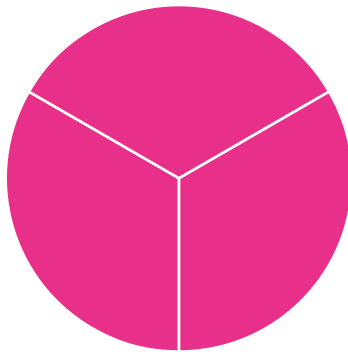
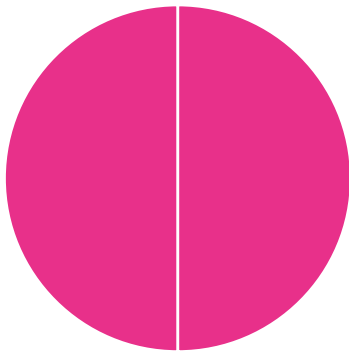
Worksheet

Name: _____ Class: _____ Date: _____


Fraction

whole	part	missing part
		
		
		
		

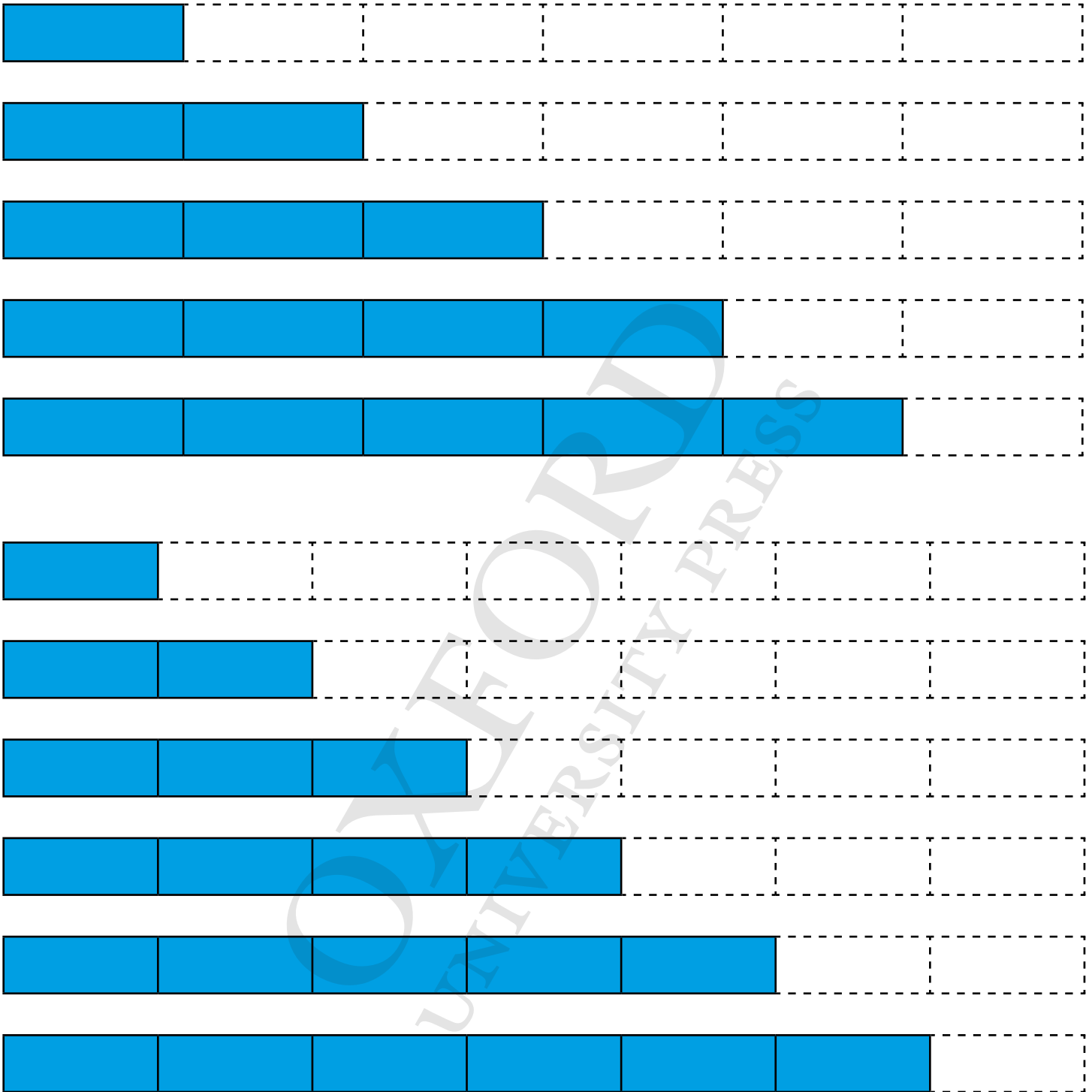
Fraction Discs



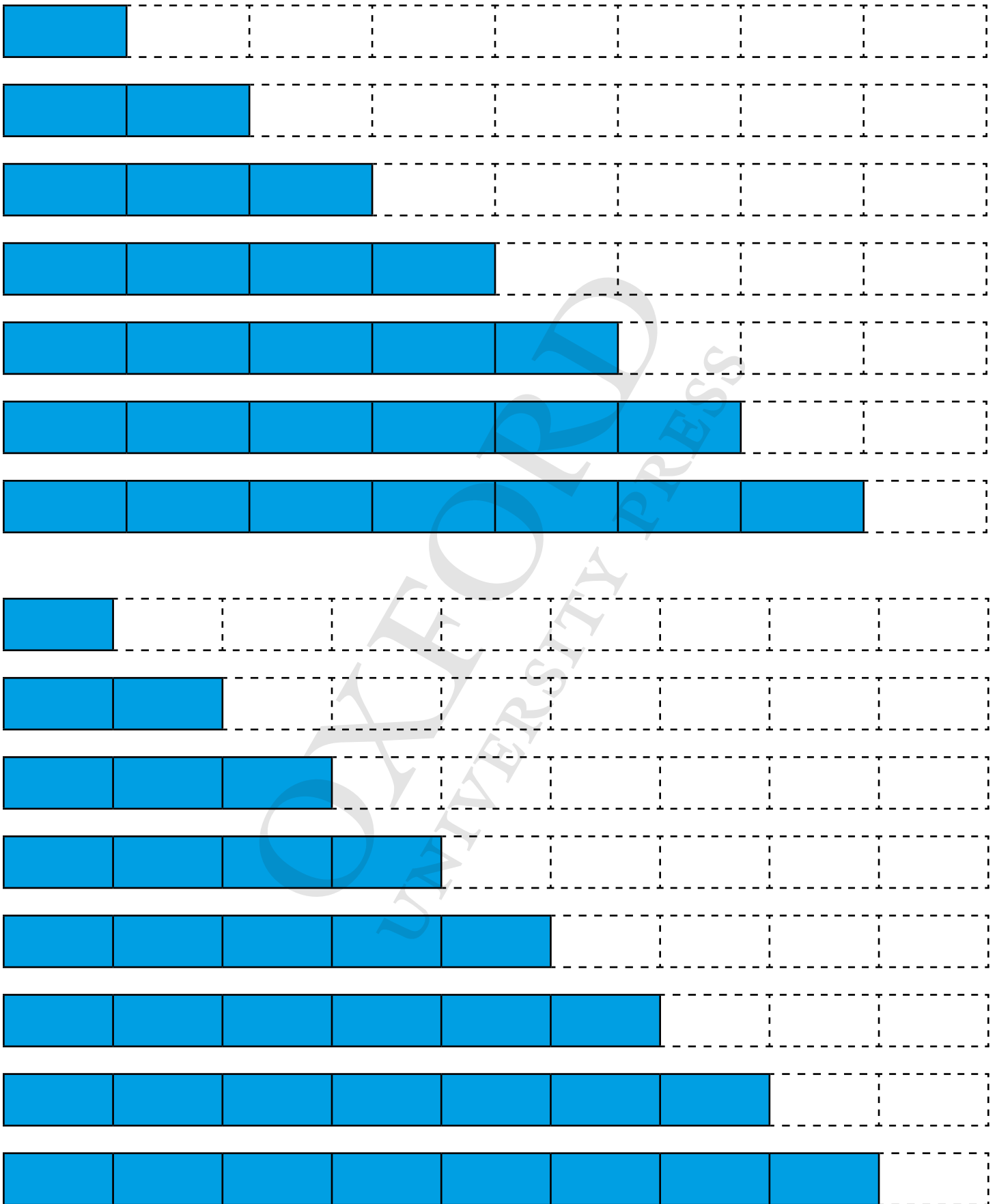
Bar Models for Fractions






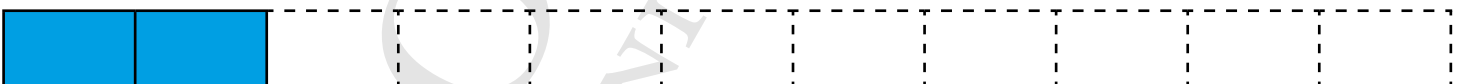

Bar Models for Fractions



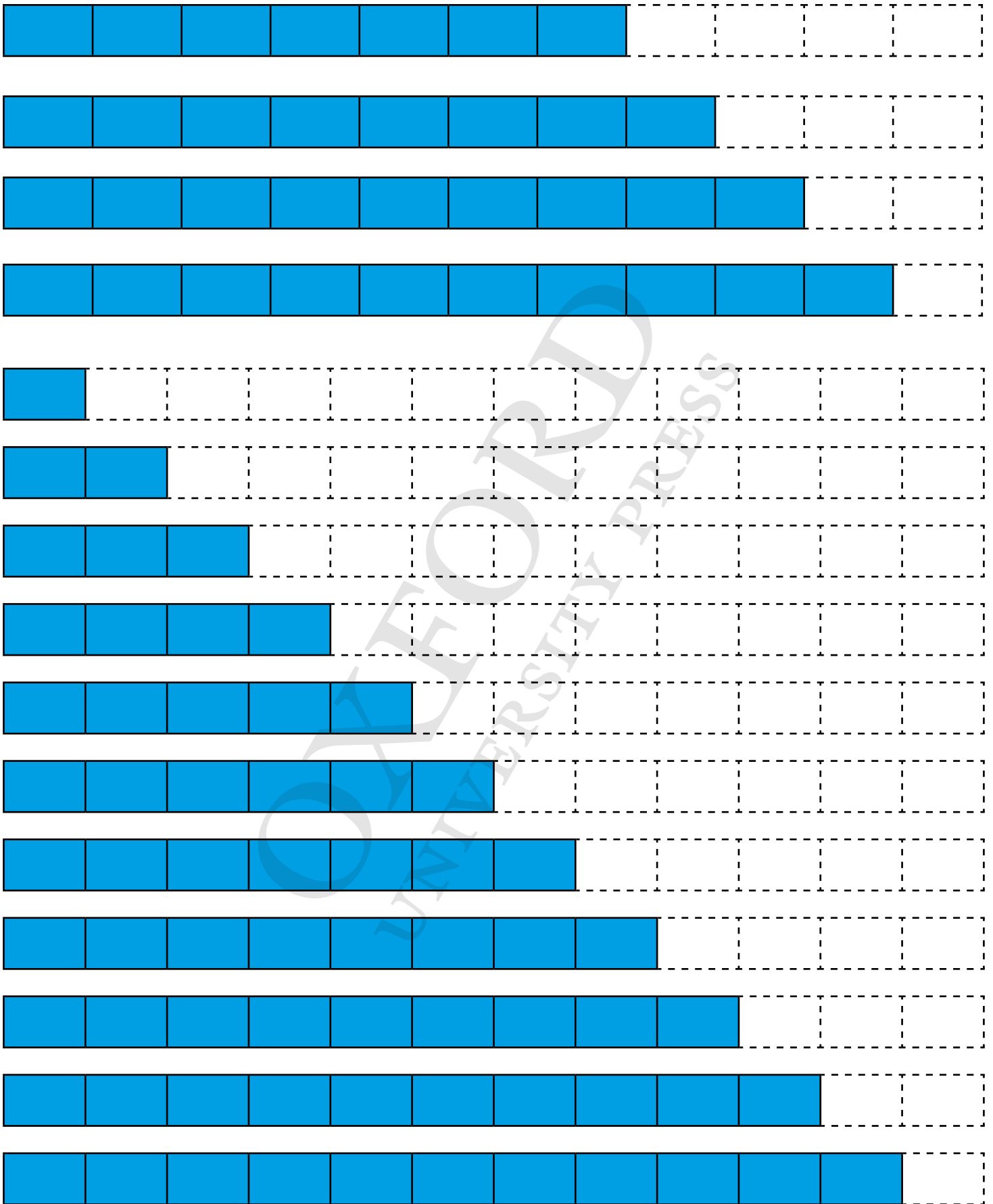
Bar Models for Fractions



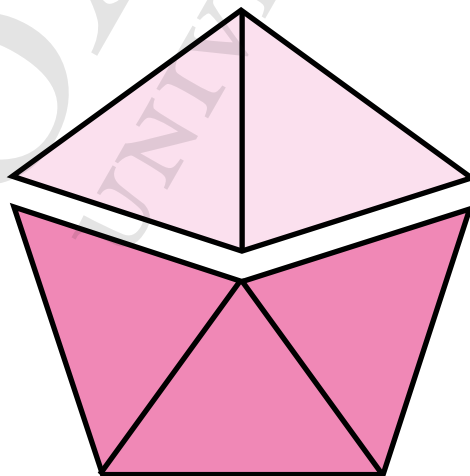
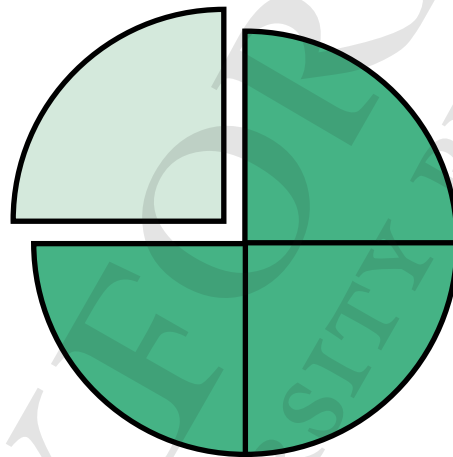
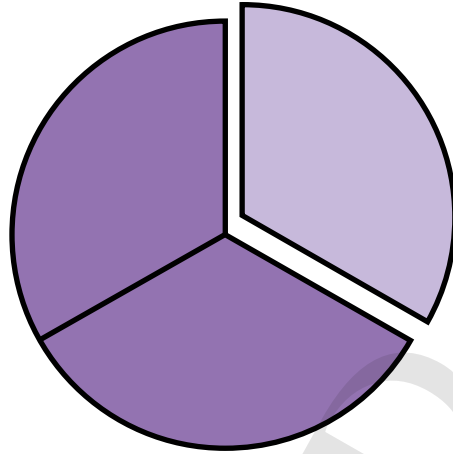
Bar Models for Fractions



Bar Models for Fractions



Fractions of Shapes



Fraction Cards

$$\frac{1}{2}$$

$$\frac{1}{3}$$

$$\frac{2}{3}$$

$$\frac{1}{4}$$

$$\frac{2}{4}$$

$$\frac{3}{4}$$

$$\frac{1}{5}$$

$$\frac{2}{5}$$

$$\frac{3}{5}$$

$$\frac{4}{5}$$

$$\frac{1}{6}$$

$$\frac{2}{6}$$

Fraction Cards

$$\frac{3}{6}$$

$$\frac{4}{6}$$

$$\frac{5}{6}$$

$$\frac{1}{7}$$

$$\frac{2}{7}$$

$$\frac{3}{7}$$

$$\frac{4}{7}$$

$$\frac{5}{7}$$

$$\frac{6}{7}$$

$$\frac{1}{8}$$

$$\frac{2}{8}$$

$$\frac{3}{8}$$

Fraction Cards

$$\frac{4}{8}$$

$$\frac{5}{8}$$

$$\frac{6}{8}$$

$$\frac{7}{8}$$

$$\frac{1}{9}$$

$$\frac{2}{9}$$

$$\frac{3}{9}$$

$$\frac{4}{9}$$

$$\frac{5}{9}$$

$$\frac{6}{9}$$

$$\frac{7}{9}$$

$$\frac{8}{9}$$

Fraction Cards

$$\frac{1}{10}$$

$$\frac{2}{10}$$

$$\frac{3}{10}$$

$$\frac{4}{10}$$

$$\frac{5}{10}$$

$$\frac{6}{10}$$

$$\frac{7}{10}$$

$$\frac{8}{10}$$

$$\frac{9}{10}$$

$$\frac{1}{11}$$

$$\frac{2}{11}$$

$$\frac{3}{11}$$

Fraction Cards

$$\frac{4}{11}$$

$$\frac{5}{11}$$

$$\frac{6}{11}$$

$$\frac{7}{11}$$

$$\frac{8}{11}$$

$$\frac{9}{11}$$

$$\frac{10}{11}$$

$$\frac{1}{12}$$

$$\frac{2}{12}$$

$$\frac{3}{12}$$

$$\frac{4}{12}$$

$$\frac{5}{12}$$

Fraction Cards

$$\frac{6}{12}$$

$$\frac{7}{12}$$


$$\frac{8}{12}$$

$$\frac{9}{12}$$

$$\frac{10}{12}$$

$$\frac{11}{12}$$

Clock Template



* Note to teacher:

- Cut out the clock and laminate. Use markers to draw the hour and minute hands.

Time of Activities Table

Time	Activity
7.00 a.m.	Brush my teeth

OXFORD
UNIVERSITY PRESS

Table of Estimated and Measured Volume

Container	My guess (more than, less than or about 1 ℓ)	Measured volume

OXFORD
UNIVERSITY PRESS

Mathematical Story Card

Write the story.

Draw the story.

OXFORD
UNIVERSITY PRESS

Worksheet

Name: _____ Class: _____ Date: _____

Picture Graph

The top 5 most common names of girls were found in a survey. The results are tabulated in the table below.

Name	Number of Girls
Nida	25
Ayesha	40
Fatima	50
Rania	60
Seema	20

Make a picture graph based on the data given. Use the scale 1 : 5.

Smiley Faces



